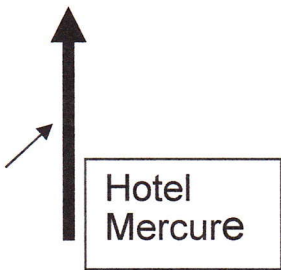

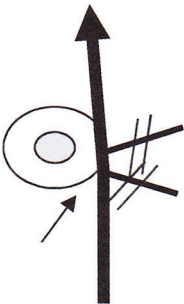
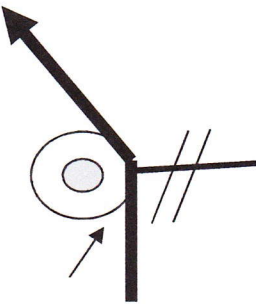


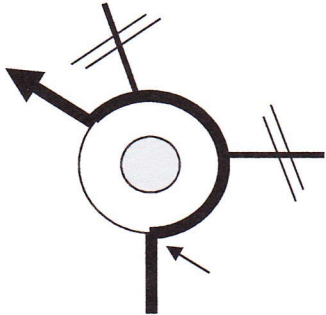


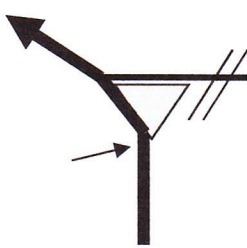


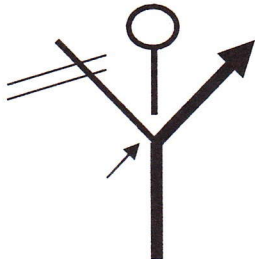

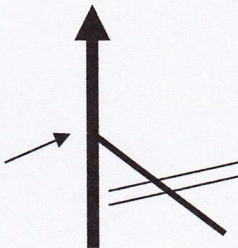
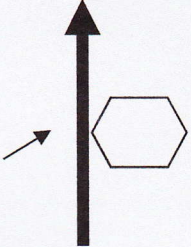
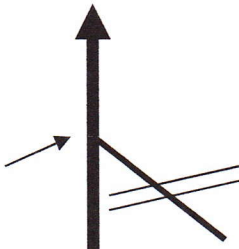




DISTÂNCIA (Km)		DIRECÇÃO	INFORMAÇÃO	Troço Aferição
TOTAL	PARCIAL			
0,00	0,00	1 		
0,42	0,42	2 		
1,41	0,99	3 	 	
1,63	0,22	4 	 	
2,32	0,69	5 		
2,50	0,18	6 	INÍCIO TROÇO AFERIÇÃO  RESERVADO CLIENTES LIDL Início da Terceira linha no chão	0,000

DISTÂNCIA (Km)		DIRECÇÃO	INFORMAÇÃO	Troço Aferição
TOTAL	PARCIAL			
4,26	1,76	 <p>7</p>	 <p>NA PLACA TRÂNSITO</p>	1,760
5,56	1,30	 <p>8</p>	<p>FINAL TROÇO AFERIÇÃO</p> <div style="border: 1px solid black; padding: 5px; text-align: center;"> <p>Rua do Algarve</p> </div> <p>NA PLACA TOPONIMICA</p>	3,060

Depois de acabar o Troço, pode fazer inversão de marcha no cruzamento em triângulo, para descer a serra e fazer o segundo troço de aferição (figuras 9 a 11)

0,00	0,00	 <p>9</p>	<p>INÍCIO TROÇO AFERIÇÃO</p> <div style="border: 1px solid black; padding: 10px; text-align: center;"> <p>STOP</p> </div>	0,000
1,33	1,33	 <p>10</p>	<p>NO MESMO SINAL DE TRÂNSITO DA Fig 7</p>	1,326
3,17	1,84	<div style="border: 1px solid black; padding: 2px; display: inline-block;">LIDL</div>  <p>11</p>	<p>FINAL TROÇO AFERIÇÃO</p> <div style="border: 1px solid black; padding: 5px; text-align: center;">  </div> <p>No início da linha Branca</p>	3,168